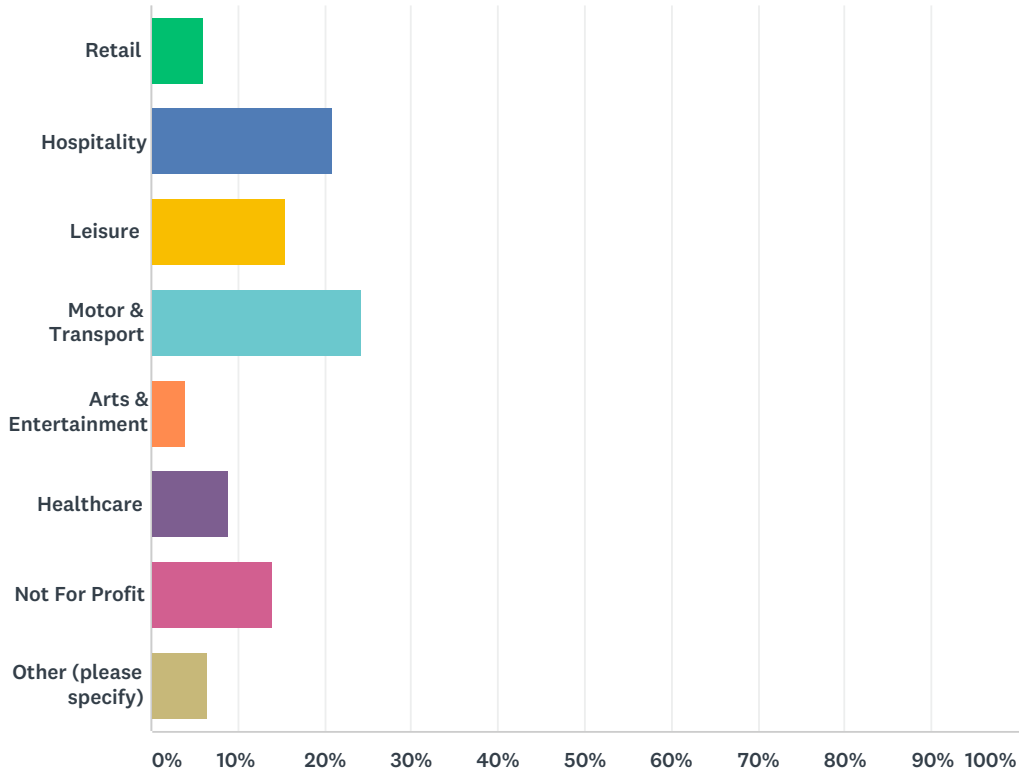


### Q1 What description best fits your organisation:

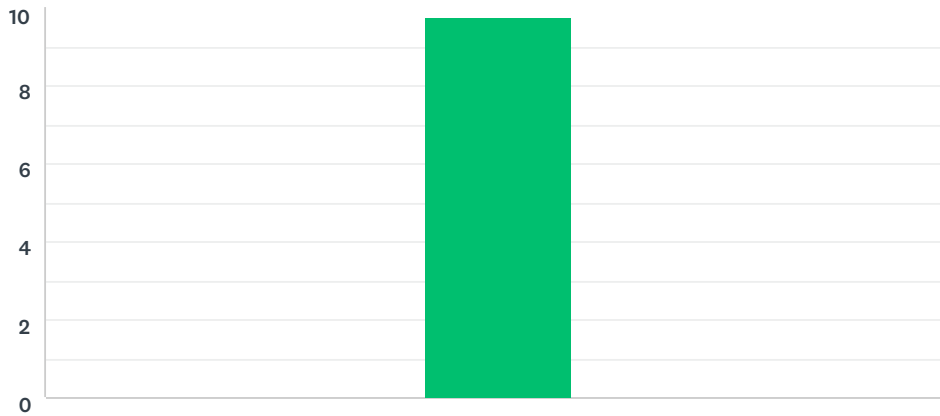
Answered: 494 Skipped: 0



ANSWER CHOICES	RESPONSES	
Retail	6.07%	30
Hospitality	20.85%	103
Leisure	15.38%	76
Motor & Transport	24.29%	120
Arts & Entertainment	4.05%	20
Healthcare	8.91%	44
Not For Profit	13.97%	69
Other (please specify)	6.48%	32
<b>TOTAL</b>		<b>494</b>

## Q2 For Not for Profit organisations: What percentage of your organisation's annual expenditure is accounted for by insurance costs?

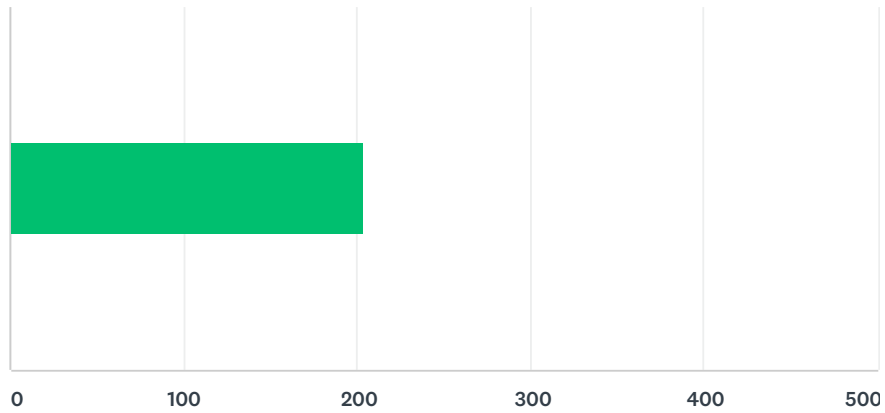
Answered: 74 Skipped: 420



ANSWER CHOICES	AVERAGE NUMBER	TOTAL NUMBER	RESPONSES
	10	74	74
Total Respondents: 74			

Q3 Since 2015, by how much has your insurance cost risen? In % terms  
 i.e.: (2019 renewal minus 2015 cost divided by the 2015 amount) x 100

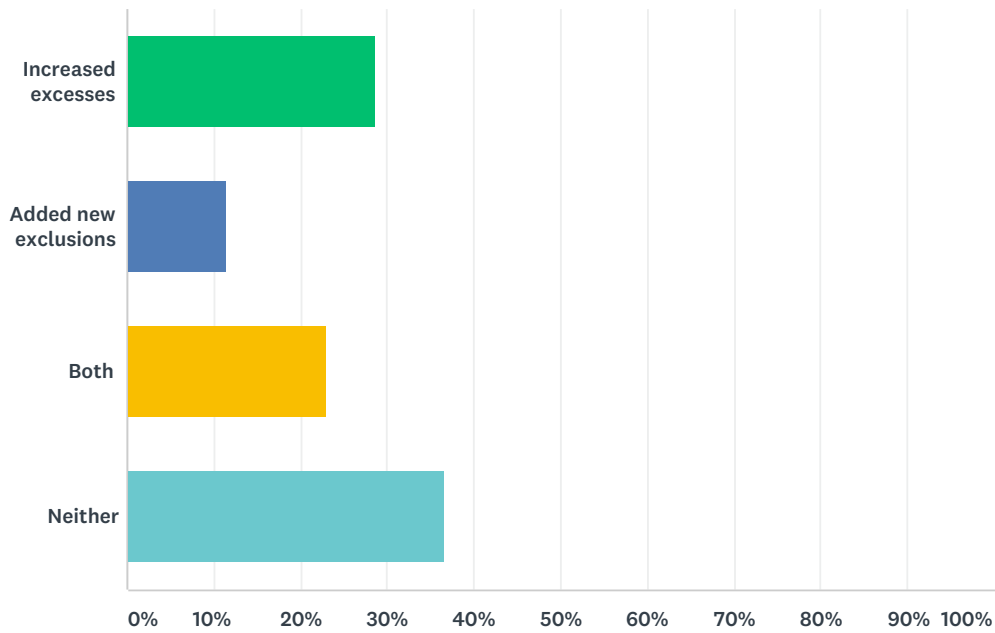
Answered: 494 Skipped: 0



ANSWER CHOICES	AVERAGE NUMBER	TOTAL NUMBER	RESPONSES
	204	100,600	494
Total Respondents: 494			

## Q4 Since 2015, has your insurer increased excesses or added new exclusions to your policy?

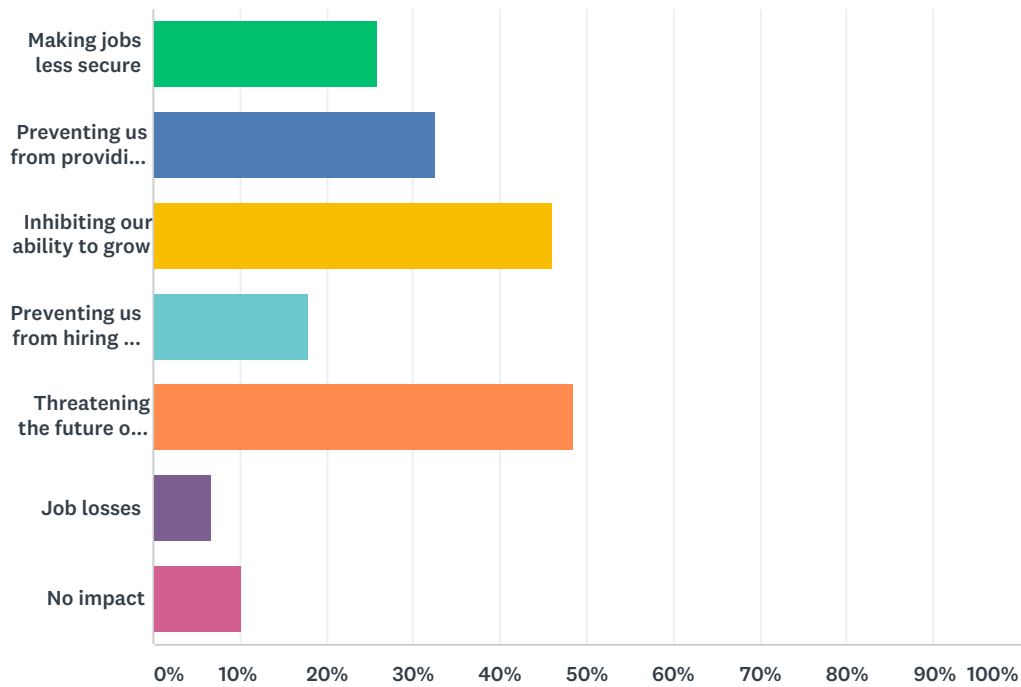
Answered: 494 Skipped: 0



ANSWER CHOICES	RESPONSES	
Increased excesses	28.74%	142
Added new exclusions	11.54%	57
Both	23.08%	114
Neither	36.64%	181
<b>TOTAL</b>		<b>494</b>

### Q5 Which of the following best describes the impact rising insurance costs are having on your organisation? (3 answers maximum)

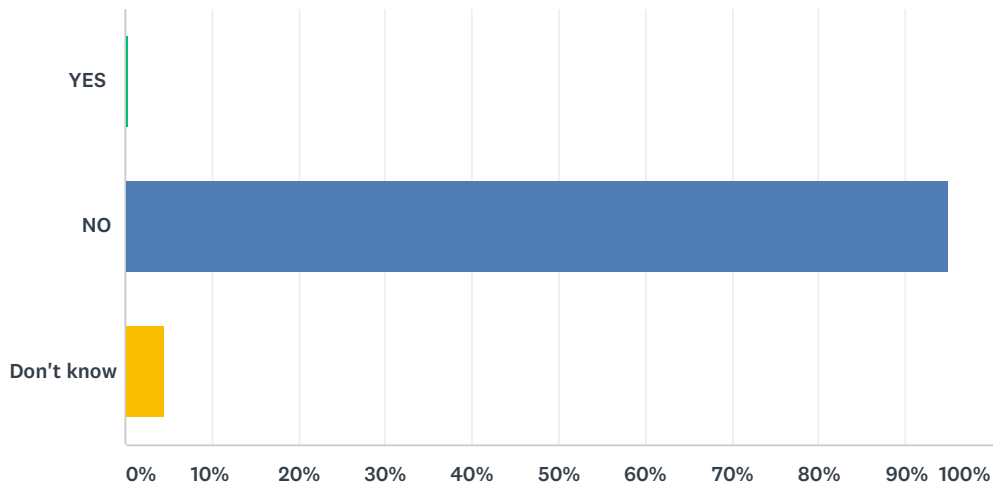
Answered: 494 Skipped: 0



ANSWER CHOICES	RESPONSES	
Making jobs less secure	25.91%	128
Preventing us from providing certain services	32.59%	161
Inhibiting our ability to grow	45.95%	227
Preventing us from hiring new staff	18.02%	89
Threatening the future of the organisation	48.58%	240
Job losses	6.68%	33
No impact	10.32%	51
Total Respondents: 494		

# Q6 Do you think the Government is doing enough to address the issue of insurance costs?

Answered: 494 Skipped: 0



ANSWER CHOICES	RESPONSES
YES	0.40% 2
NO	94.94% 469
Don't know	4.66% 23
TOTAL	494

## Q7 Please add your email address here if you would be prepared to tell your insurance story publicly. Otherwise leave blank.

Answered: 125 Skipped: 369

ANSWER CHOICES	RESPONSES	
Name	96.80%	121
Company	92.00%	115
Address	85.60%	107
Address 2	60.00%	75
City/Town	87.20%	109
State/Province	62.40%	78
ZIP/Postal Code	48.00%	60
Country	0.00%	0
Email Address	80.00%	100
Phone Number	79.20%	99